




Championship Chess

Welcome to *The World of Chess*



www.championshipchess.net



Click to Enter the World of Chess


Then, Login with your Username and Password.



Enter the world of chess. ✕

Username:


Password:



The Hall of Kings

You will be welcomed to the Hall of Kings.





Click "?": Find Out More

- The door: How do I go into the World of Chess
- The Avatar: How do I look in the World of Chess?
- The Podium: How am I ranked in the World of Chess?



Find Your Class Standings

When you click the podium, you will find where you stand with the rest of your group.

Championship Chess


YOU:
CHESTER

YOUR CLUB: 29 MEMBERS PAGE 1/5

DANIEL	1st
SIMON	2nd
THE CHAMP	3rd
TINY	4th
BILL	5th
BILL	6th

CLOSE BOOK NEXT ?


The screenshot shows a scrollable interface for 'Championship Chess'. At the top, it says 'YOU: CHESTER'. Below that, it displays 'YOUR CLUB: 29 MEMBERS' and 'PAGE 1/5'. A scrollable list shows the following members and their positions: DANIEL (1st), SIMON (2nd), THE CHAMP (3rd), TINY (4th), BILL (5th), and BILL (6th). Each name is accompanied by a small icon representing their rank. At the bottom of the scroll, there are buttons for 'CLOSE BOOK' and 'NEXT', and a purple question mark icon in the bottom right corner.



Change Your Avatar

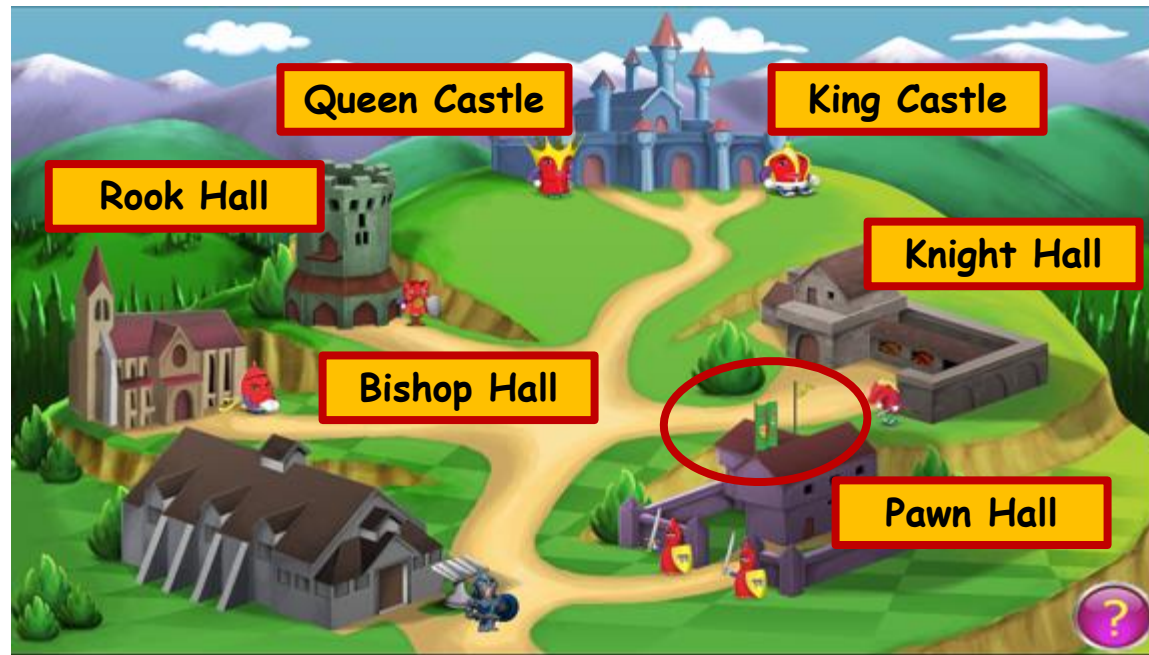
- Pick your skin tone.
- Design your armor.
- Choose your gender.






The World of Chess

Click the door to exit the Hall of Kings and enter the World of Chess. Click any "Hall" to find information.

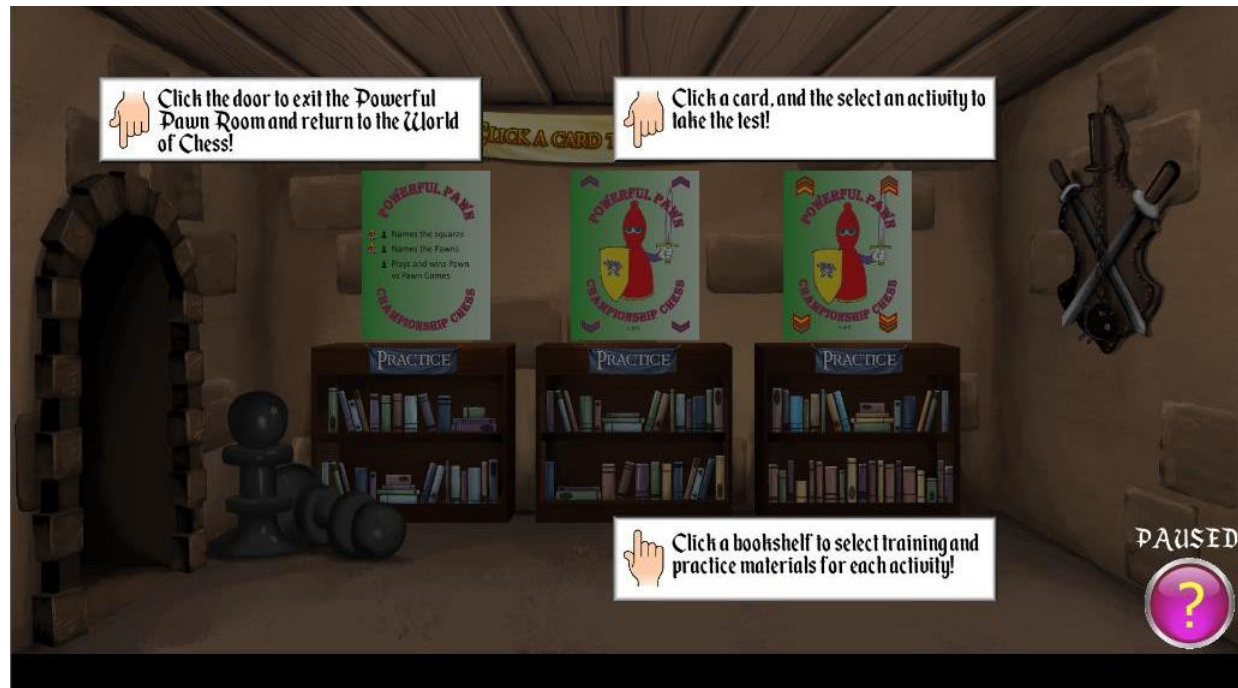



To start earning achievement cards, enter the Pawn Hall, where your flag is flying.



Click "?" to learn more.


- Door: Exit back to the World of Chess
- Bookcase: Find videos, activities, puzzles & challenges.
- Achievement Cards: If a card is flipped over, you can take a test. You can travel and learn anywhere, but you must achieve each card in order.






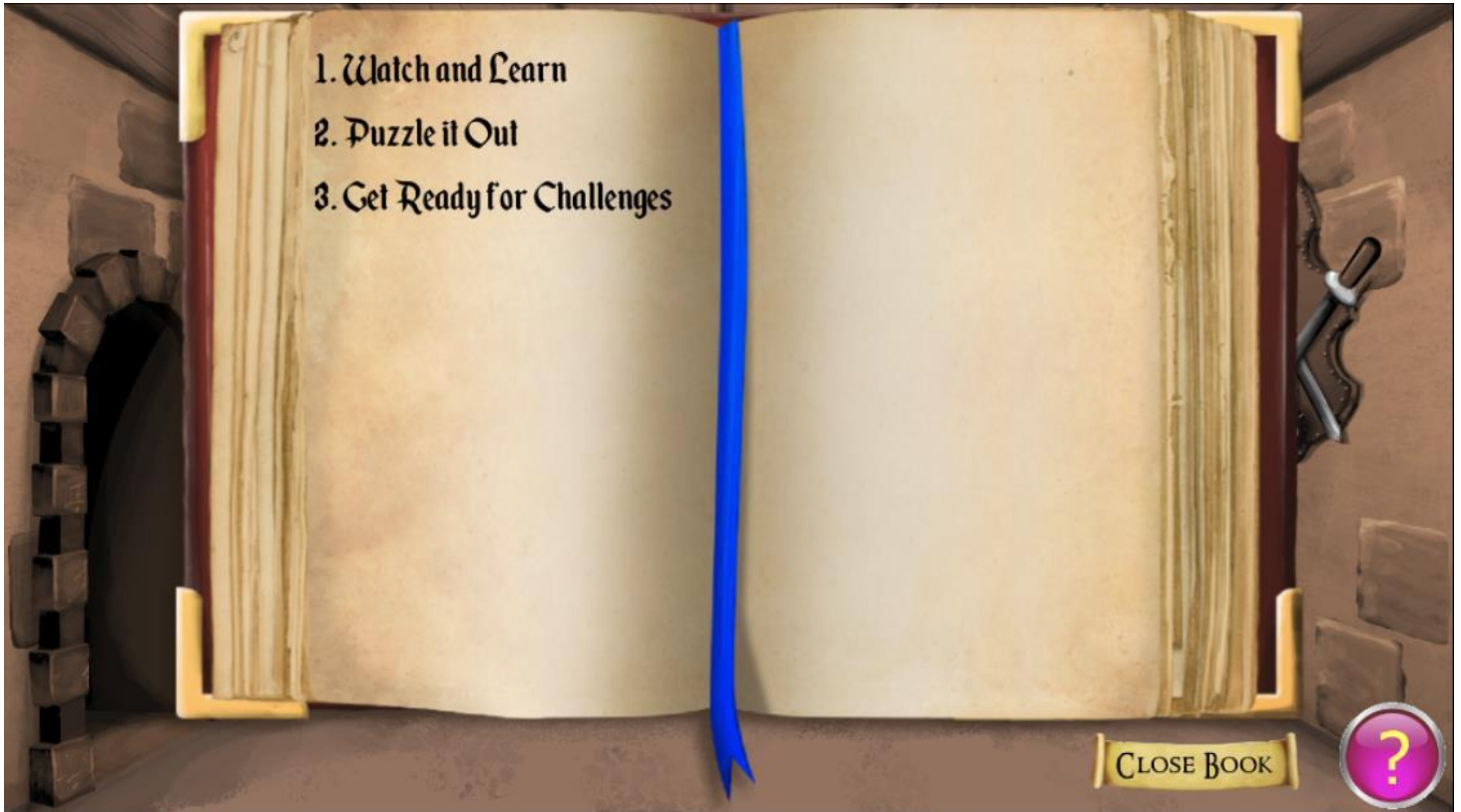
Click a Bookcase


Click the bookcase below the Achievement Card. Each bullet on the Achievement Card has a matching book. Click on the book to learn about and practice each concept.



Open a Book

- Watch and Learn: Videos and activities for information
- Puzzle It Out: Puzzles to apply what you've learned
- Get Ready for Challenges: Practice to take the tests





Watch and Learn

Short videos and PDF activities introduce concepts and provide further information.

Championship Chess

The interface displays a grid of video and PDF activity icons. Each icon is a shield-shaped button with a play symbol or a book icon and a duration or title. The icons are arranged in two rows on the left page and one row on the right page. A blue ribbon is visible in the center. At the bottom, there are buttons for 'RETURN TO TABLE OF CONTENTS', 'CLOSE BOOK', and a question mark icon. A red warning message is displayed at the bottom right.

Icon Type	Duration / Title
Video	2:53
Video	1:47
Video	2:17
Video	1:27
Video	3:25
Video	1:46
Video	3:25
Video	2:58
PDF	Pawn Moves and Block
PDF	Pawn Capture
PDF	Quick Review of Pawn Races
PDF	Pawn v Pawn Apart
PDF	2 Pawns v 2 Pawns Adjacent
PDF	2 Pawns v 2 Pawns Head to Head
PDF	3 Pawns v 3 Pawns
PDF	3 Pawns v 3 Pawns Whites Better Option
PDF	Pawn Moves Activity
PDF	Pawn Captures Activity
PDF	Pawn vs Pawn Game Rules
PDF	Pawn and Pawn Games Activity
PDF	Pawn and Pawn Game Strategies

MAKE SURE ANY POPUP BLOCKERS ARE DISABLED!


RETURN TO TABLE OF CONTENTS

CLOSE BOOK

?


Puzzle It Out

The puzzles make you stop and think about the concept you've learned. If you get a wrong answer, you'll get tips and hints to get it right the next time.



Ready for Challenges

The Challenges look like the tests you'll take to achieve each card. In fact, if you can't pass a test, we'll send you back to practice so you can try again.




Be aware, the circle to the side tells you whose move it is. On top, and filled in, it's Black to move. On the bottom and light, it's White to move.



Be the first to get one Pawn to the other side safely OR capture all of your opponent's Pawns.





Take a Test


If a card is turned up, you can click to take the tests for that card. When a test is completed, a "King Bullet" appears by the concept.

POWERFUL PAWN

- Names the squares
- Names the Pawns
- Plays and wins Pawn vs Pawn Games

CHAMPIONSHIP CHESS





Work your way through the World: One card at a time!

Powerful Pawns
Battling Bishops
Mighty Knights
Rockin' Rooks
Queen's Quests
Kickin' Kings



The Castle



1. To achieve the Queen's Quest Achievement Card, enter the door on the left.
2. To achieve the Kickin' King Achievement Card, enter the door on the right.
3. To play chess games and focus on opening study, enter the center door.

Game Play and Opening Study in the Castle



Click "Play Game Against the Computer" and you will be able to choose your color and your difficulty level. If you click "OK," then you'll open the chess board and play against the computer.

BUT... If you choose your difficulty level and click "BACK," then you're ready for Opening Study!

Opening Study in the Castle

Now, you're ready for a unique experience.



1. Click the bookshelf to open a row of books. Each contains openings of a specific type.
2. Click a book to find a list of Openings. Click the Opening you want to find options for the move number at which you'll start playing against the computer. (Note: We recommend that you start with the highest move number to help you practice the most complete line of the Opening.)
3. Keep checking back: You see a lot of empty bookshelves and we plan to fill the up with Openings, Tactics and Endgame Study.